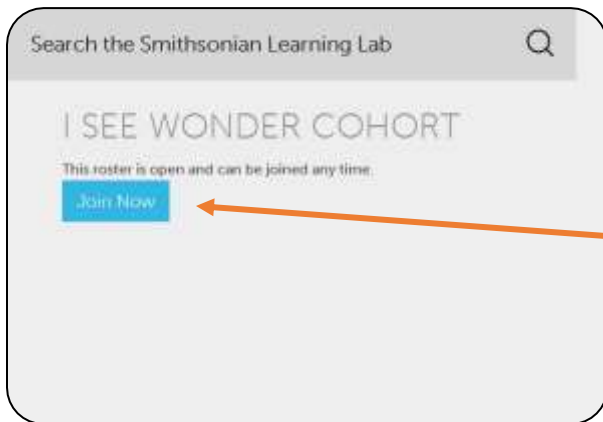


Welcome to *I See Wonder*, the Smithsonian Libraries' newest educational tool. These 22 collections provide cross-curricular image sets, which can be used with any age. Join the Learning Lab and use this tool as a morning exercise, a way to introduce a new topic, or discover what your students are interested in. Share what you see, and awaken your wonder.

[Click here](#) to quickly explore the 22 *I See Wonder* collections, then [go here to formally join](#) the *I See Wonder* cohort, explore the collections, and share your observations back with the Smithsonian!

Here is how you do it:




FOLLOW [THE LINK TO FORMALLY JOIN](#) THE ROSTER AND CLICK **JOIN NOW** (YOU WILL BE PROMPTED TO SIGN-IN OR SIGN UP FOR LEARNING LAB AT THIS POINT)

YAY! YOU ARE SIGNED IN AND YOU JOINED THE *I SEE WONDER* ROSTER. BELOW ARE ALL THE COLLECTIONS. LET'S EXPLORE MAPS!



YOU HAVE MADE IT TO THE *I SEE WONDER* MAPS COLLECTION, WELL DONE! EACH COLLECTION, USUALLY WITH 10 IMAGES, EXPLORES A TOPIC. CHECK OUT ALL 22 COLLECTIONS.

BUT FOR NOW, WHY DON'T YOU OPEN UP THE FIRST IMAGE?

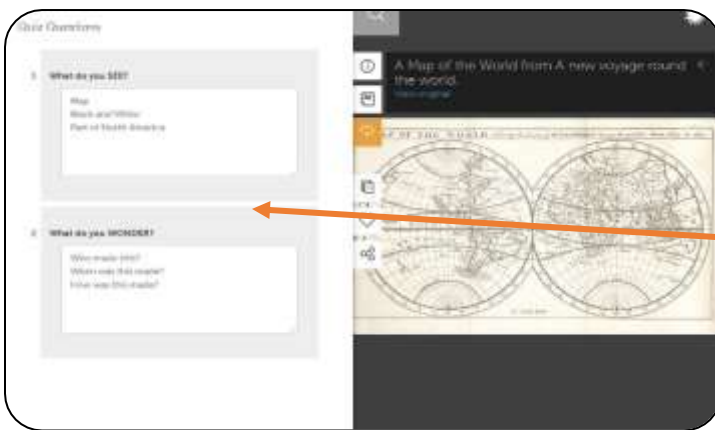
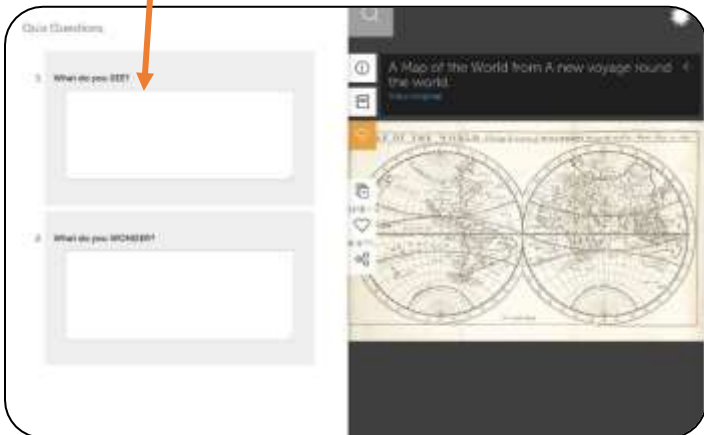
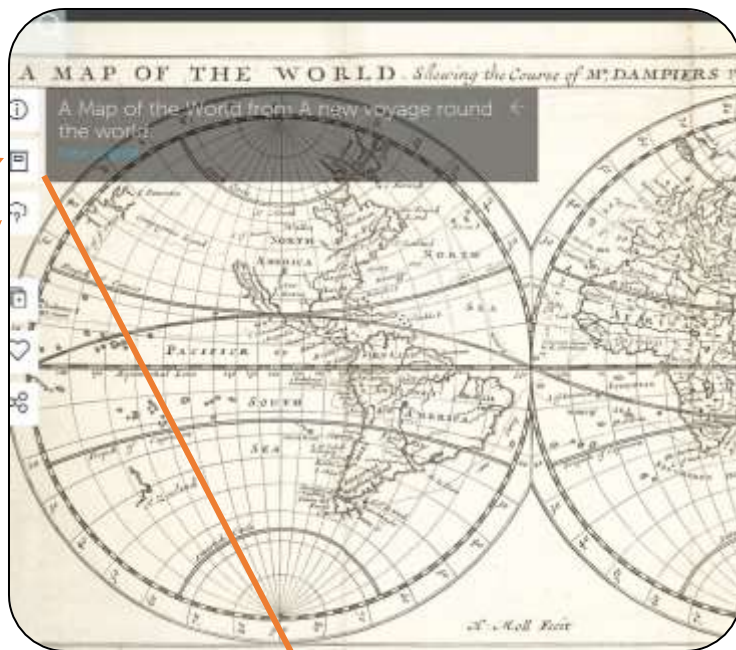


OO LA LA, LOOK AT THAT GREAT, HI-RES, DOWNLOADABLE IMAGE!

ORIGIN INFO CAN BE FOUND HERE

CONTEXTUAL INFORMATION CAN BE FOUND HERE

AND CLICK THE CLOUD WITH THE QUESTION MARK TO FIND THE I SEE WONDER QUESTIONS




ANSWER THE QUESTIONS "WHAT DO YOU SEE?" AND "WHAT DO YOU WONDER?" WITH YOUR CLASS AND THEY WILL BE SENT BACK TO THE SMITHSONIAN, WE LOOK FORWARD TO INTERACTING WITH YOU AND SEEING YOUR OBSERVATIONS!



CLICK THE GRID AT THE BOTTOM RIGHT TO RETURN TO THE MAP COLLECTION.

CLICK SUBMIT IN THE TOP RIGHT TO SEND US YOUR OBSERVATIONS.



CHECK OUT ALL THE SMITHSONIAN LIBRARIES' I SEE WONDER COLLECTIONS!